



FOR YOUTH DEVELOPMENT®  
FOR HEALTHY LIVING  
FOR SOCIAL RESPONSIBILITY



## 2019 YMCA OF GREATER KANSAS CITY IMPACT



**5,262**

youth reduced their risk of drowning and learned life-saving swim skills



**6,717**

youth learned teamwork, sportsmanship and stayed active in sports



**2,067**

kids and teens explored new interests, learned new skills and built relationships at summer day camps



**4,527**

youth discovered support and friendship in before and after school programs



### YOUTH DEVELOPMENT

**2,095,637**

Total visits to Y centers

**40,701**

**CHILDREN AND TEENS**  
stayed active and learned new skills through membership and programs

**82,667**

**ADULTS**  
improved their health and well-being through membership and programs

**37,354**

**SENIORS**  
remained active and social through membership and programs

### HEALTHY LIVING

**2,566 Y VOLUNTEERS**



**31,966**

VOLUNTEER HOURS

Meals and snacks provided to relieve hunger in youth



**65,149**



**301**

participants in diversity, equity and inclusion training

**3,833**

donors helped ensure a brighter future through their gifts to the Y



**\$1,380,120**

in financial assistance gave 18,451 people in need the opportunity to grow through the Y

### SOCIAL RESPONSIBILITY



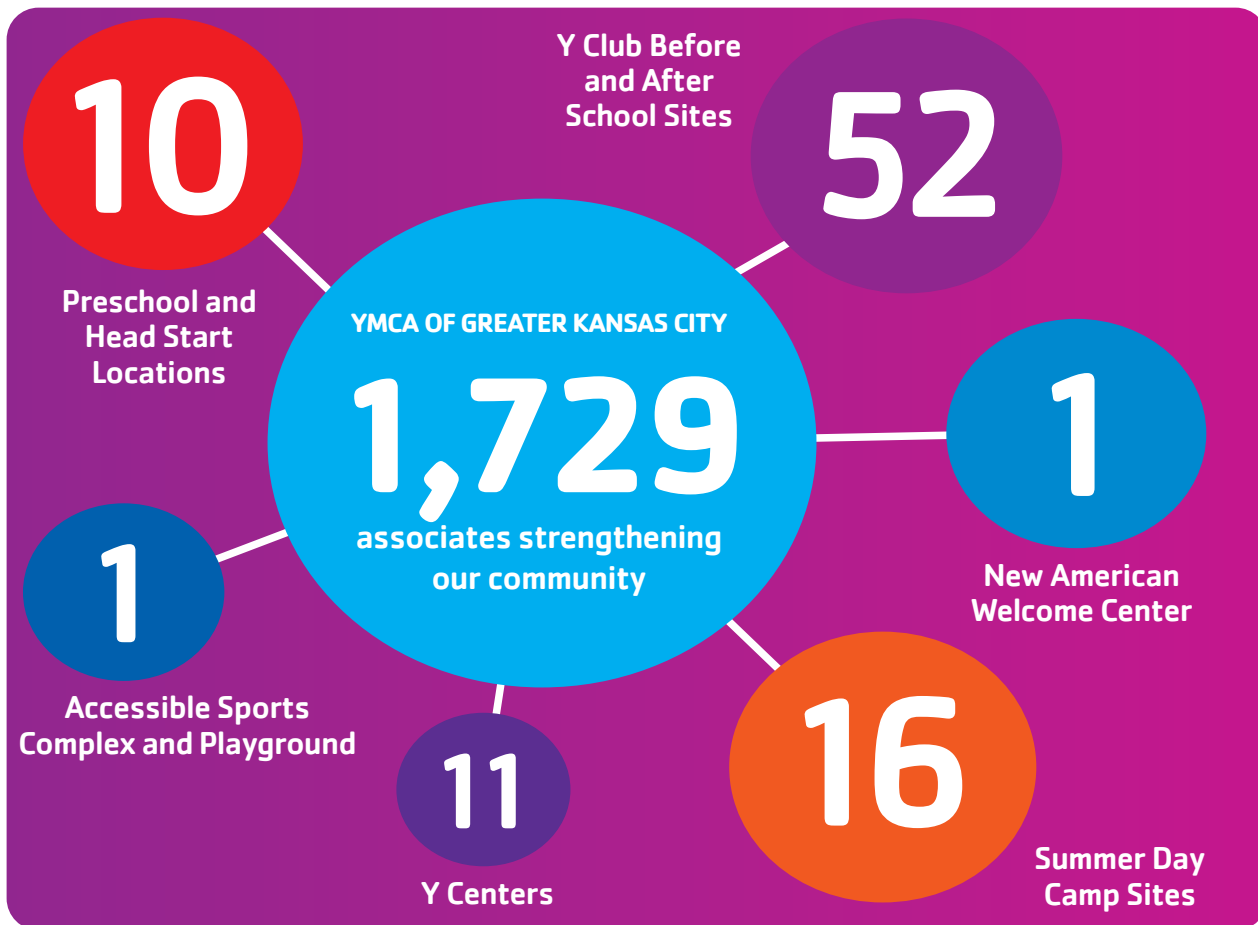
## OUR MISSION

The YMCA of Greater Kansas City, founded on Christian principles, is a charitable organization with an inclusive environment committed to enriching the quality of family, spiritual, social, mental and physical well-being.

A UNITED WAY AGENCY

## OUR VISION

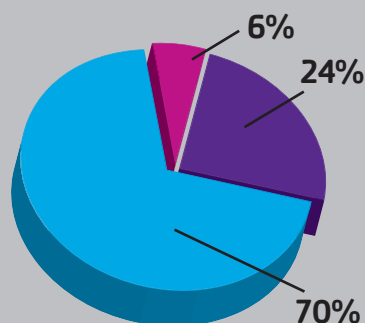
People of all ages have access to the resources and experiences that provide safe passage through life's many chapters ensuring a passport for life.



## 2019 FINANCIALS

\$41,253,503

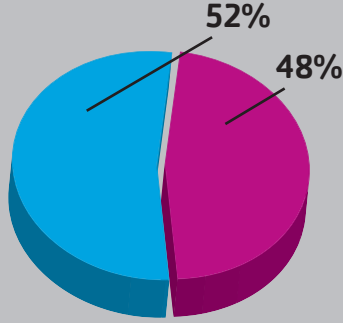
Total Public Support and Revenue



### Public Support

- Contributions: \$2,097,089
- United Way: \$544,984
- Fees and Grants from Government Services: \$6,275,804

**Total Support:**  
\$8,917,877



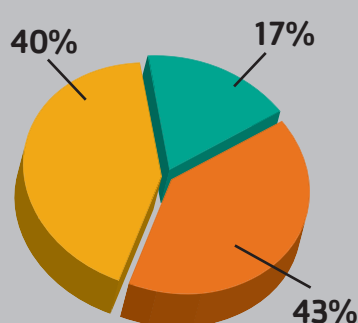
### Earned Revenue

- Membership: \$16,854,639
- Programs: \$15,480,987

**Total Revenue:**  
\$32,335,626

\$41,253,503

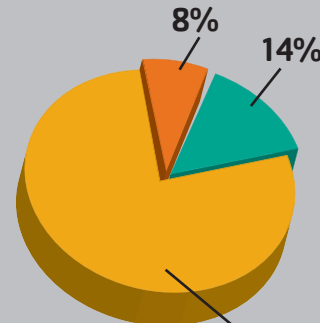
Total Program Services and Allocated Expenses



### Program Expenses

- Healthy Living: \$13,618,949
- Youth Development: \$12,916,448
- Head Start: \$5,458,800

**Total Program Services:**  
\$31,994,197



### Allocated Expenses

- Supporting Service to Programs: \$7,261,249
- Financial Costs: \$1,293,810
- Change in Net Assets: \$704,247

**Total Allocated Expenses:**  
\$9,259,306