








FOR YOUTH DEVELOPMENT®
FOR HEALTHY LIVING
FOR SOCIAL RESPONSIBILITY



2018 YMCA OF GREATER KANSAS CITY IMPACT

 <p>6,510 youth reduced their risk of drowning and learned life-saving swim skills</p>	 <p>8,165 youth learned teamwork, sportsmanship and stayed active in sports</p>	 <p>1,811 kids and teens explored new interests, learned new skills and built relationships at summer day camps</p>	 <p>6,034 youth discovered support and friendship in before and after school programs</p>
--	---	--	---

^ YOUTH DEVELOPMENT




2,150,887 ●●●● Total visits to Y centers		
<p>45,212 CHILDREN AND TEENS exercised and learned new skills through membership and programs</p>	<p>84,358 ADULTS improved their health and well-being through membership and programs</p>	<p>35,972 SENIORS remained active and social through membership and programs</p>

^ HEALTHY LIVING




<p>2,610 Y VOLUNTEERS 38,676 VOLUNTEER HOURS</p>	<p>3,956 donors helped ensure a brighter future through their gifts to the Y</p> 
<p>Meals and snacks provided to relieve hunger in youth</p> <p>86,332</p>  	<p>\$1,597,698 in financial assistance gave 21,282 people in need the opportunity to grow through the Y</p> 

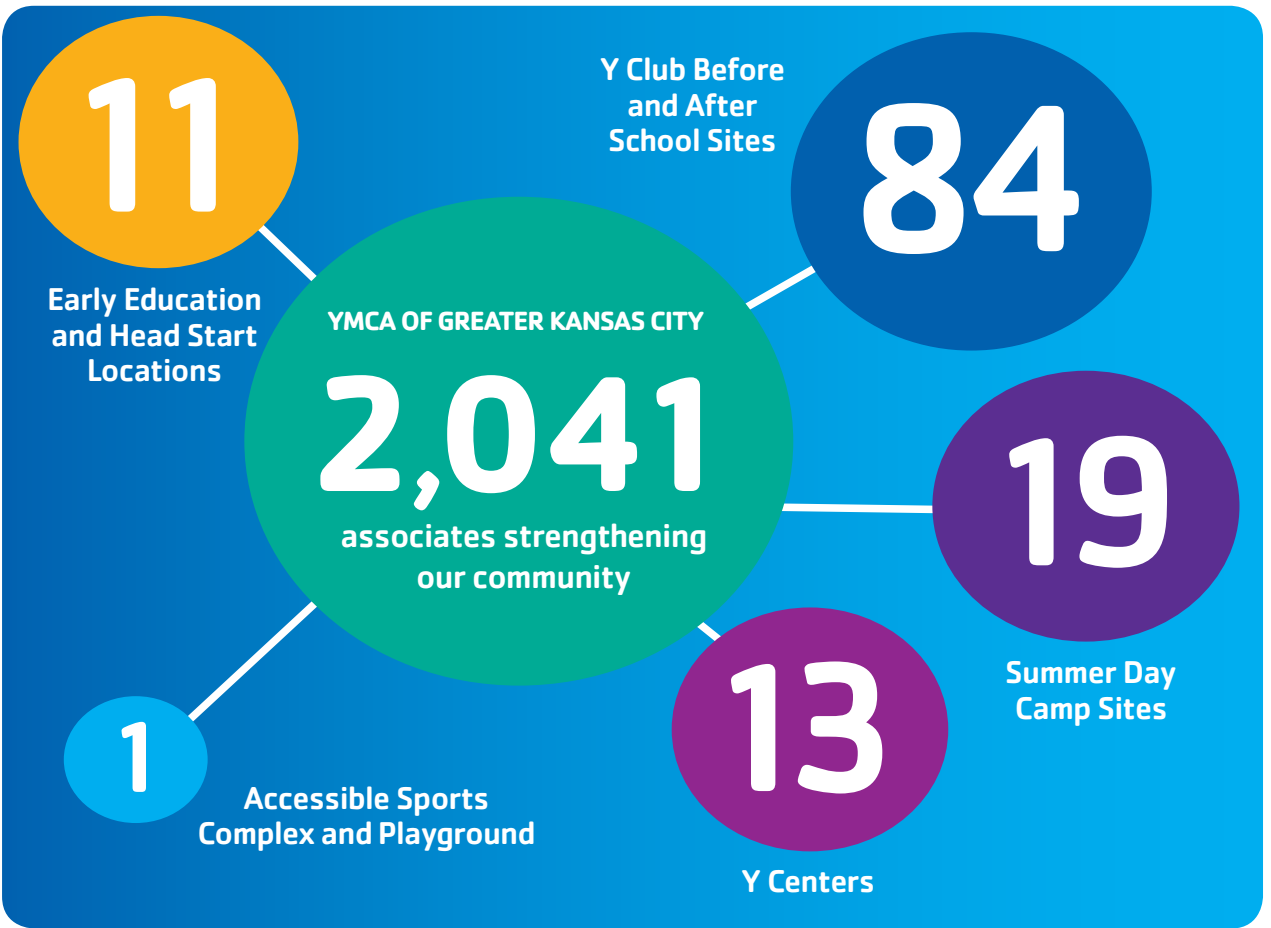
^ SOCIAL RESPONSIBILITY

OUR MISSION

The YMCA of Greater Kansas City, founded on Christian principles, is a charitable organization with an inclusive environment committed to enriching the quality of family, spiritual, social, mental and physical well-being.
A UNITED WAY AGENCY

OUR VISION

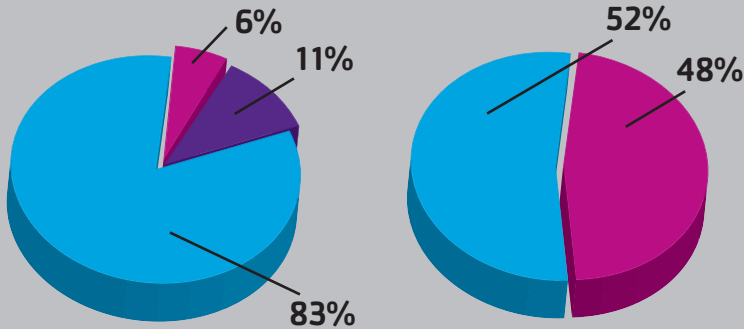
People of all ages have access to the resources and experiences that provide safe passage through life's many chapters ensuring a passport for life.



2018 FINANCIALS

\$44,975,609

Total Public Support and Revenue



Public Support

- Contributions: \$1,105,523
- United Way: \$592,573
- Fees and Grants from Government Services: \$8,003,374

Total Support:
\$9,701,470

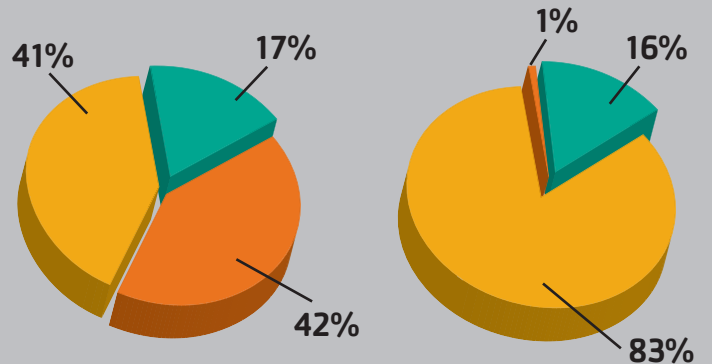
Earned Revenue

- Membership: \$16,968,247
- Programs: \$18,305,892

Total Revenue:
\$35,274,139

\$44,975,609

Total Program Services and Allocated Expenses



Program Expenses

- Healthy Living: \$15,114,686
- Youth Development: \$14,775,179
- Head Start: \$6,106,197

Total Program Services:
\$35,996,062

Allocated Expenses

- Supporting Service to Programs: \$7,518,350
- Financial Costs: \$1,423,001
- Change in Net Assets: \$38,196

Total Allocated Expenses:
\$8,979,547